


Cancer Information and Support Services

Summer 2022



Healthwatch Bromley received a total of 29 responses from residents between March – June 2022.

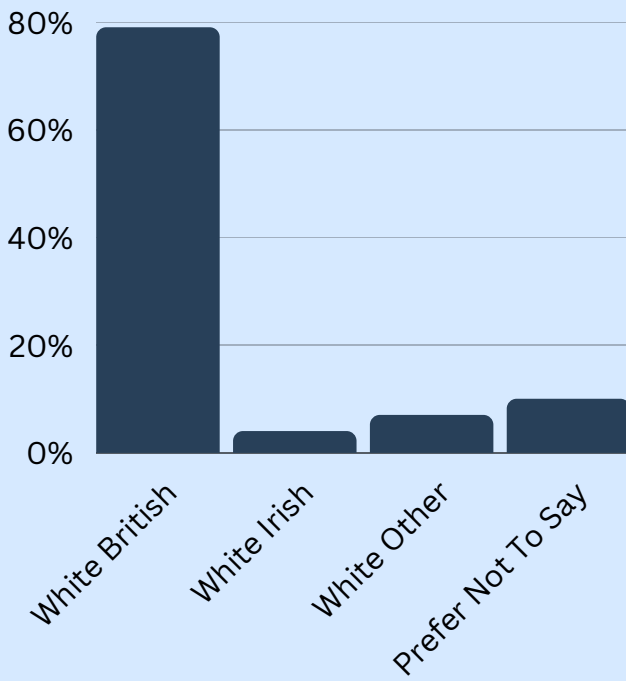
Participants profile



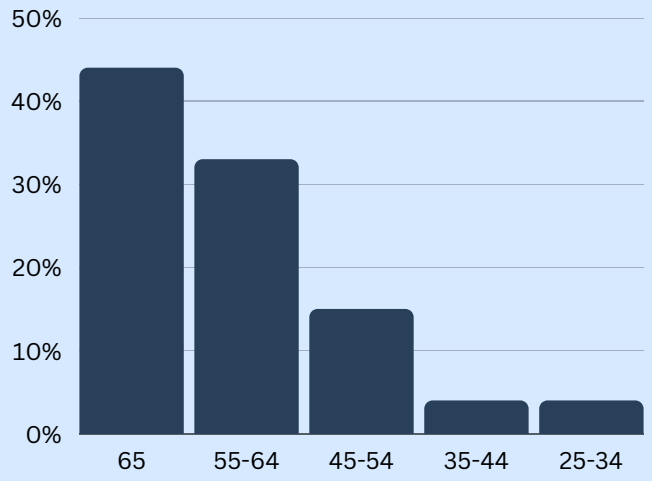
65% female 35% male

of which **56%** are cancer patients and **44%** family members or carers of cancer patients.

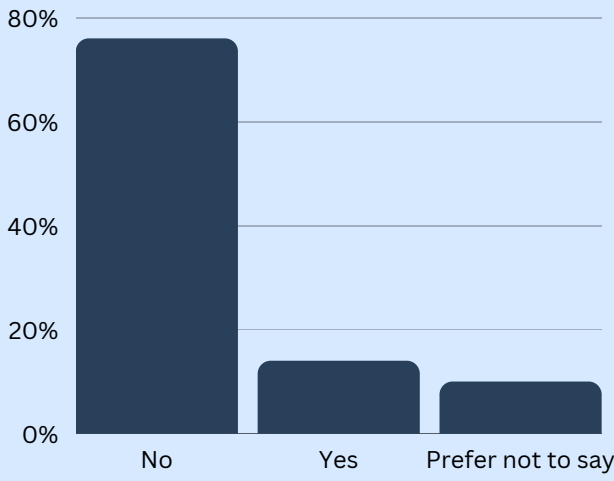
Ethnicity



Age group




Physical or Mental Disability



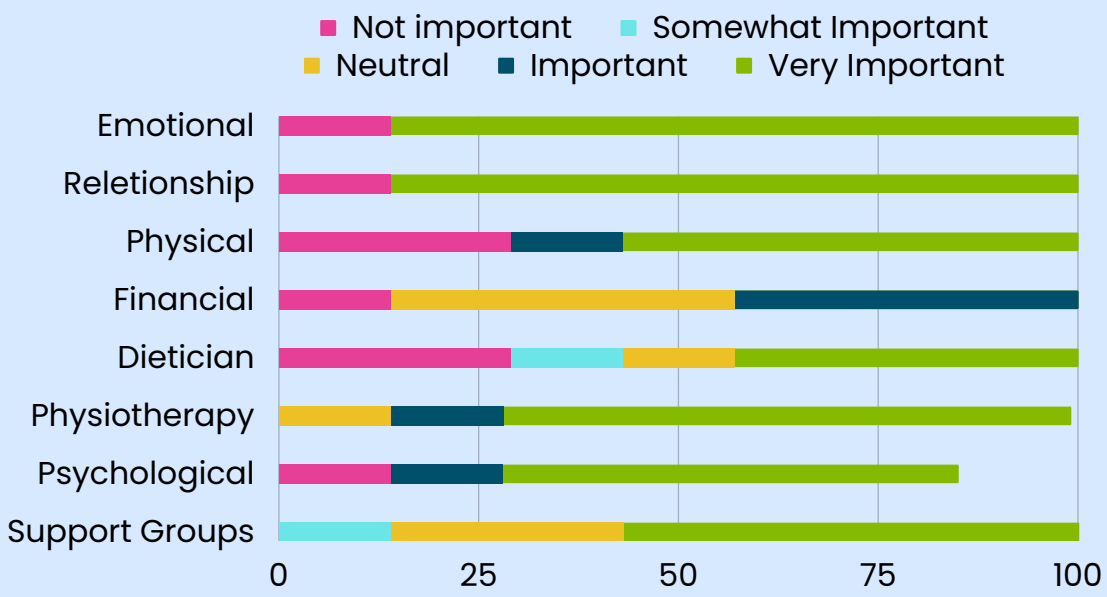
Type of cancer amongst participants

Prostate Cancer	7
Skin Cancer	5
Breast Cancer	4
Bowel Cancer	2
Ovarian Cancer	2
Liver Cancer and Bile Duct Cancer	2
Bone Cancer	2
Pancreas and Liver Cancer	1
Uterine Cancer	1
Lung Cancer and Brain Tumours	1
Breast Cancer Bladder Cancer Ovarian Cancer and Breast Cancer	1
Grand total	29



Our Findings:

Ratings Across the Prostate Cancer Group



All respondents affected by prostate cancer ranked **Emotional** and **Relationship** support at the top.



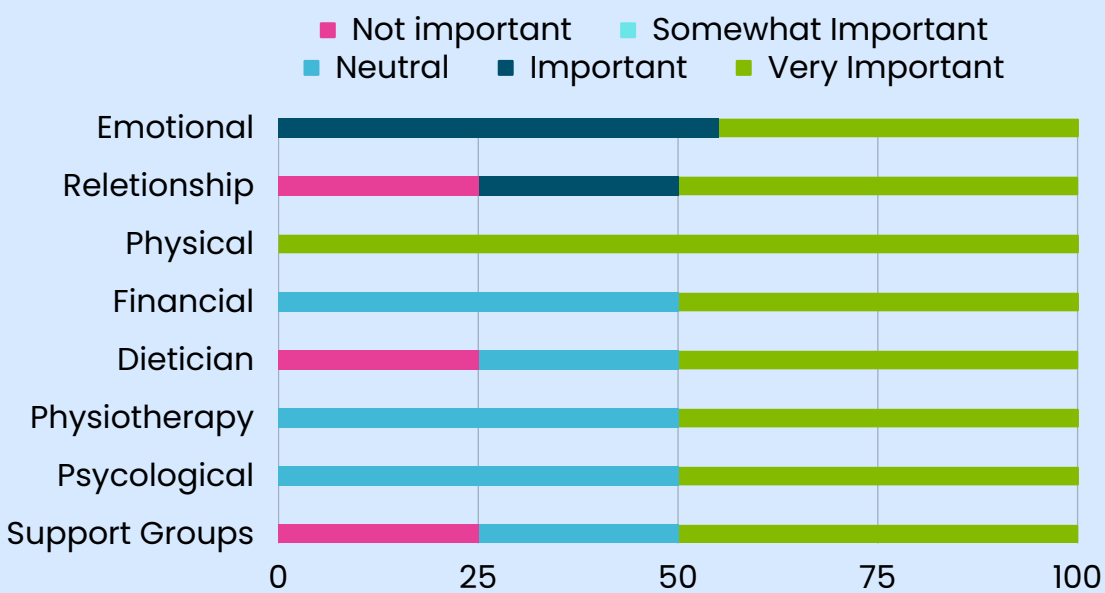
Responses for prostate cancer are from **female** partners who seek **Relationship** and **Group** support

Financial support was the only category that was not considered **'Very Important'**




71% of respondents are **unaware** of any available **Psychological** support

Ratings Across the Breast Cancer Group


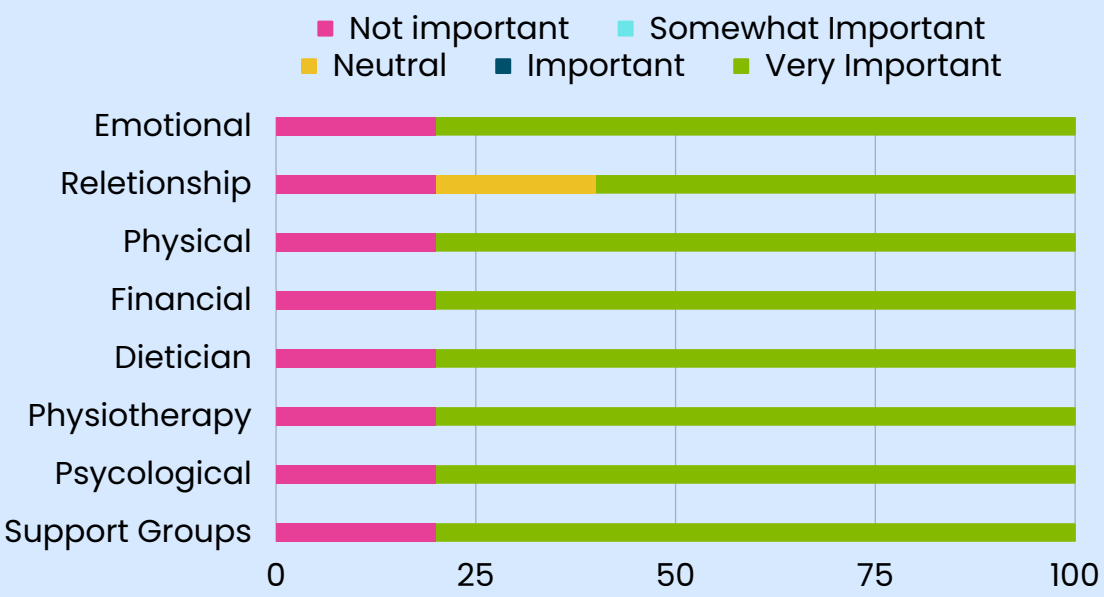


80%

Of the breast cancer respondents are aware of **'Body Change Support'** being offered during their treatment. This is significant, as **all** respondents considered it **'Very Important'**.



Ratings Across the Skin Cancer Group




80%

Of respondents that said they had skin cancer are female, with half in the 45-54 age group and the rest aged 65+

Cancer Information & Support Centre



When we asked participants where they would like the new centre to be located we identified **3 top locations**




At the Shopping Centre
The Glades



At **Bromley Civic Centre**



Near **Beckenham Beacon Hospital**



Have your say

